

White City Development and transport investments

What is happening in the area?

The White City Development consists of a 46 acre site. It includes a 1.5 million sq ft retail and leisure centre called Westfield London and an associated programme of investments in the transport infrastructure.

Where is it?

Just north of Shepherd's Bush, between Wood Lane, Ariel Way and the A3220.

Who is involved?

The development is a joint venture between Westfield and Commerz Bank of Germany (CGI). The joint venture partners have a 203 year lease of the land from the landowners, London Underground (LU).

Westfield is responsible for the design and construction of the development and will manage the shopping centre on completion.

LU and Westfield are working in partnership to deliver a 21st century transport infrastructure to the area.

At White City (Central line) station:

- As part of LU's programme of station modernisations, White City (Central line) station is also due to be refurbished in October 2007

New sidings

The sidings, in which £70 million has been invested by Westfield and CGI, are the largest enclosed sidings in the UK. This will allow the shopping centre complex to be built above and will replace the previous sidings which were built in the late 1890s. They will be fully signalled with numerous innovations. New systems include:

- CCTV
- Public address system
- Electronic, suited door locks
- Automatic train protection
- Fire protection - sprinkler system
- Traction current isolation
- Smoke extraction system

“ The new world-class stations at Shepherd's Bush and Wood Lane, along with a package of measures to improve access to buses, taxis and the proposed West London Tram, will be central to the successful regeneration of White City and will bring real benefits to neighbouring areas. ”

Mayor of London, Ken Livingstone

What transport investments are there?

- Brand new station on the Hammersmith & City line on Wood Lane, near the Central line station and the BBC Television Centre
- Remodelled and modernised Shepherd's Bush (Central line) station
- New modern transport interchange at Shepherd's Bush called the Southern Interchange with tube, bus, train, taxi and cycle route and provision for trams
- New bus station in the north western corner
- New Overground station on the West London Railway providing a connection between Willesden Junction in the north and Clapham Junction in the south
- New sub-surface 16-road Central line train sidings with full automatic train protection (ATP)



Shepherd's Bush and White City redevelopment




New transport interchange, new stations, improved access, less congestion

MAYOR OF LONDON



Transport for London





A remodelled Shepherd's Bush (Central line) station

Approximately 33,000 people use Shepherd's Bush (Central line) station every day. When the new White City retail and leisure centre opens this is expected to increase to 45,000 people per day.

Shepherd's Bush station, which was built in 1900, is being remodelled to cater for this increase in customers and to bring it into line with a transport system for the 21st century.

The improvements will provide:

- A modern and spacious ticket hall
- Additional automatic gates and more ticketing facilities to reduce queuing and congestion
- A modern stainless steel and glass finished hall with better lighting
- A station control room for better communications and improved security
- Two new lifts for step-free access between ticket hall and platforms
- New passageways linking one lift to the second
- New stairs to the lower escalator concourse and the platform to reduce congestion
- New ceiling, wall and floor finishes
- New lighting and security systems
- CCTV cameras and Help points improving customer safety, security and visibility
- New customer information system
- Platform areas featuring bright ceilings to give a lighter feel

The station is due to be completed in late 2008 to coincide with the opening of Westfield London, the retail and leisure centre.

Ticket hall	
Design:	Metronet Rail BCV
Construction:	Morgan Est

Contacts:

For information about the station please contact London Underground Customer Services between 8am and 8pm on 0845 330 9880

For construction queries please contact Morgan Est
24 hour help number 07976 181206



Shepherd's Bush and White City redevelopment




New transport interchange, new stations, improved access, less congestion

MAYOR OF LONDON



Transforming the





The Southern Interchange and the north west Bus station

The Southern Interchange will be the main entrance to the retail development. It is:

- An integral part of a series of planned infrastructure improvements within the area
- Enables growth to occur in a sustainable manner
- Improves integration between underground, bus, rail and tram services

Transport modes will include:

- Remodelled Shepherd's Bush (Central line) station
- New West London Railway station (Clapham Junction to Willesden Junction)
- Provision for the proposed new West London Tram
- Bus stops
- Taxi stand
- Cycle route



New Shepherd's Bush West London Railway station

The new Shepherd's Bush West London Railway station on the eastern side of the Southern Interchange provides a useful link for people travelling to or from the south (Clapham Junction) or the north (Willesden Junction).

Southern Interchange
Design: Ian Ritchie Architects
Contractor: Westfield

Shepherd's Bush West London Railway station
Design: Ian Ritchie Architects/Westfield
Contractor: Norwest Holst



New north west Bus station

The new north west corner bus station, complementing the improved image of London's modern buses, provides:

- Brand new modern bus station with state-of-the-art public facilities
- Combined with attention to heritage through the use of restored late 1890s Grade II listed Dimco building
- Extended bus routes from Uxbridge Road into the Interchange and on to new bus station in NW
- Further choice for public who can get on or off at either end of development

North West corner bus station
Design: Ian Ritchie Architects
Contractor: Westfield

Shepherd's Bush and White City redevelopment




New transport interchange, new stations, improved access, less congestion

MAYOR OF LONDON



Transport for London





New Hammersmith & City line station

As part of Westfield's large programme of transport investment in the White City area a new Hammersmith and City line station is being built.

Situated on Wood Lane, it is the first new station to be built on an existing London Underground line for more than 70 years. It is being designed to accommodate seven-car trains. The station provides:

- Access to the retail development from the north
- Step-free access to the platforms makes station accessible to all
- High quality architectural design
- Modern spacious ticket hall
- Innovative station systems: zonal PA system, light-reactive lighting
- Easy, out of station interchange link with the Central line at White City by a short 200 metre walk
- Provides another station in the area with direct links to Paddington, King's Cross St. Pancras and the City

When football games are played at Queen's Park Rangers the congestion at other stations can be considerable. The new station will ease this and it is expected that almost 7,000 people will be using the new station between 1200hrs and 1500hrs on a Saturday by 2021.

It is due to open in time for the opening of the development.

New Hammersmith & City line station

Design: Ian Ritchie Architects
Contractor: Costain Ltd



Shepherd's Bush and White City redevelopment



New transport interchange, new stations, improved access, less congestion

MAYOR OF LONDON



Transforming the



History of the area

The area

In 1908 the area we now know as White City suddenly became a busy London landmark. Eight million people poured in to see the Franco-British Exhibition, which showcased the industrial and cultural achievements of the two countries.



The exhibition included:

- A huge, white marble-clad arch near Shepherd's Bush Central line station forming one of entrances
- A vast 140 acre area with a huge artificial lake
- An immense network of 20 palaces and 120 elaborate, white exhibition buildings

The name 'White City' originates from the white cladding used on the exhibition pavilions and subsequently gave its name to this part of Shepherd's Bush.

The Olympic Games were held alongside the festivities of the Franco-British Exhibition. The White City Stadium, which was built in just 10 months, was officially opened in April 1908 by King Edward VII and accommodated 68,000 spectators.

The Central line

The Central London Railway (CLR) opened on 30 July 1900 and ran from Shepherd's Bush to the Bank.

- Passengers on the opening Monday totalled 845,000
- It was known as the 'Twopenny Tube', because of its fare of 2d (just under 1p) for any length of journey
- The CLR was unique amongst London Underground railways in employing 'call-boys' to call at the houses of all drivers living near Shepherds Bush to wake them up
- The CLR was the first line to run all day on Sundays; other lines stopped for a 'church interval'

Shepherd's Bush (Central line) station

The station, which was the original western terminus of the old CLR, opened in July 1900.

- It originally had three lifts
- Heavier than expected use of the station led to four additional lifts being installed by January 1903
- Even these could not, however, cope with the demand and in 1924 were replaced by two escalators
- The interior was extensively remodelled twice - in the mid-1920s and the mid-1980s
- The two platforms were extended at their eastern end in the late 1930s to allow the introduction of eight-car trains and this has resulted in the unusual feature of them converging to form a single island platform for part of their length



Shepherd's Bush as it was in Edwardian times - The exterior of the building, designed by Harry Measures in the style typical of all CLR stations, has been slightly modified but is otherwise much as it was in 1900.

Other key events on the Central line

- 14 May 1908 Wood Lane Central line station opens the same day as the Franco-British Exhibition opposite the exhibition grounds
- 1920 Line extended to the west to Ealing Broadway and two extra platforms added at Wood Lane
- 1927 Platforms at Wood Lane are extended due to increase of passengers to greyhound racing which begins at White City stadium
- March 1928 A movable section of platform is added to one of the platforms at Wood Lane. It is controlled by the signalman to allow trains to return to the depot
- Nov 1947 White City Central line is built nearer White City stadium entrance
- Nov 1947 Wood Lane Central line is closed
- Nov 1948 The branch to West Ruislip is completed
- 1951 White City station architects Seymour, Bilbow and McGill wins Festival of Britain Special Architectural Award

Shepherd's Bush and White City redevelopment



New transport interchange, new stations, improved access, less congestion

MAYOR OF LONDON



Transport for London

